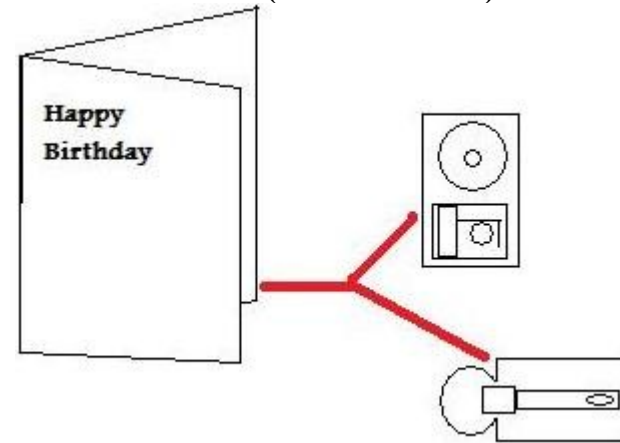


Melody Card: Happy Birthday COB Module (Product# SG13)



Electronics123.com, Inc.

Contact Info:

Toll Free: 1-888-549-3749 (USA & Canada)

Tel: (330) 482-9944

Fax: (330) 266-7307

E-mail: general@electronics123.com

Web: <http://www.electronics123.com>

Address:

Physical: 102 East Park Ave, Columbiana, OH 44408-1353, USA.

Mailing: PO Box 21, Columbiana, OH 44408-0021, USA.

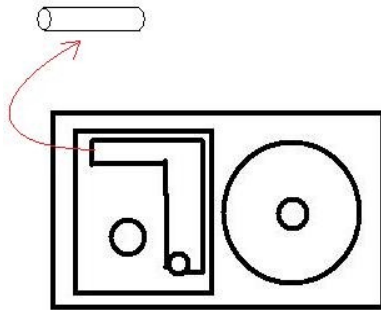


Description:

Complete Card Melody Unit- 'Happy Birthday' Melody IC COB, battery and piezo all ready to play. As found in Christmas cards and books which play when you open the page. Self-adhesive backing. Tune repeats continuously while power is connected. Total number of 128 notes. CMOS LSI.

Installing the unit into your card:

1. Remove the plastic tube from the metal contact. The message should start playing.



2. Press the plastic trigger under the metal contact. (Playback should stop when the plastic trigger interrupts the contact between the metal contact and the board.) The small hole on the plastic trigger will allow contact to be made and the message to play. (Figure 1.)

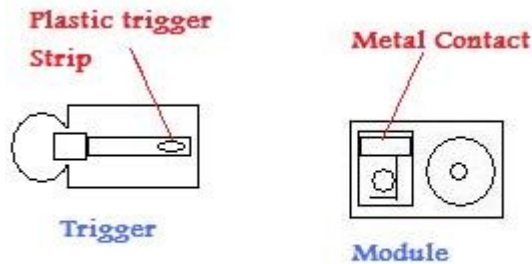
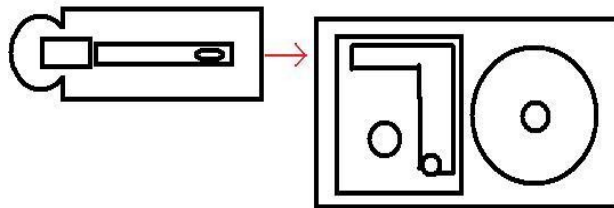


Figure 1



3. Once you have lined the unit and the trigger up remove the adhesive back from the trigger and the module.
4. With the card open fully and the trigger in the position so that the message is playing, stick the unit and the trigger into the card with the crease of the card under the round trigger lever (See figure 2)

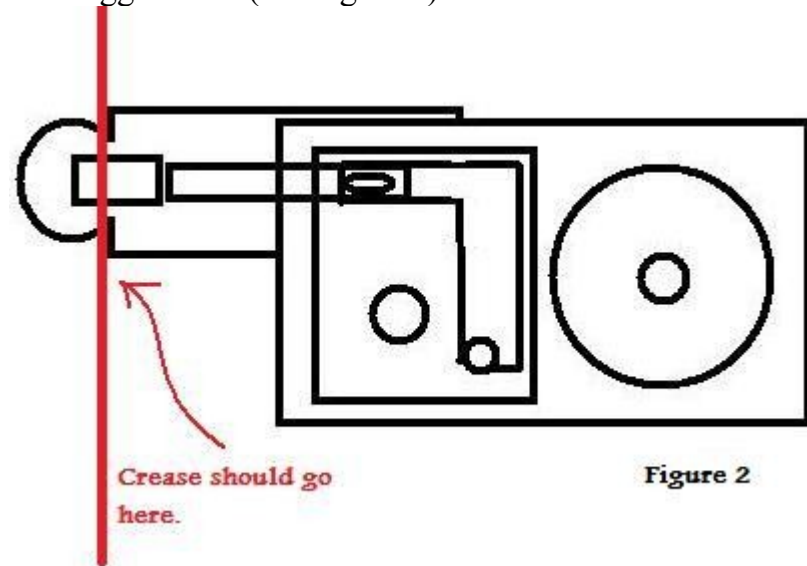


Figure 2

If you have done this correctly the message should stop playing when the card is closed. When the card is opened the playback should resume.